

Ref No: 55/2022-23

Dated: October 13, 2022

BSE Limited
Department of Corporate Services
Phiroze Jeejeebhoy Towers
Dalal Street, Mumbai – 400 001
Scrip Code: 543415
Scrip ID: ANANDRATHI

National Stock Exchange of India Limited
Listing Department
Exchange Plaza, C-1, Block G, Bandra Kurla Complex,
Bandra (East), Mumbai - 400 051
Trading Symbol: ANANDRATHI

Subject: Press Release

Dear Sir/Madam,

In terms of Regulation 30 of the SEBI (Listing Obligations and Disclosure Requirements) Regulations, 2015, we are enclosing herewith the Press Release dated 13th October 2022.

We request you to kindly take the above on record.

Thanking You,

Yours faithfully,

For Anand Rathi Wealth Limited

Jinal
Vivekkumar
Trivedi
Date: 2022.10.13
17:45:27 +05'30'

Jinal Trivedi
Interim Compliance Officer



H1 FY23 PAT grows by 37% Y-o-Y and Revenue grows 34% Y-o-Y


Mumbai, 13th October 2022 - Anand Rathi Wealth Limited reported a consolidated net profit of ₹43 crores for July - Sep 2022 (Q2FY23), an increase of 41% compared to July – Sep 2021 (Q2FY22) and total revenue during same period rose 33% to ₹138 crores. The consolidated net profit for Q2FY23 is higher by 8% as compared to ₹40 crores for April - June 2022 (Q1FY23) and total revenue for Q2FY23 is higher by 3% as compared to ₹134 crores for April - June 2022 (Q1FY23)

The Company reported a consolidated net profit of ₹83 crores for April - Sep 2022 (H1FY23), an increase of 37% compared to April – Sep 2021 (H1FY22) and total revenue during same period rose 34% to ₹272 crores.

Consolidated Financial Highlights – H1 FY23 (April – September 2022)


Total Revenue

₹272 crores

 +34% Y-o-Y


Profit After Tax

₹83 crores

 +37% Y-o-Y

AUM

₹35,842 crores

 +16% Y-o-Y

Particulars (₹Cr.)	Q2 FY23	Q2 FY22	Y-o-Y	H1 FY23	H1 FY22	Y-o-Y
Total Revenue	138.1	103.8	+33%	271.6	202.2	+34%
Profit Before Tax	57.5	41.1	+40%	110.5	80.7	+37%
Profit After Tax	43.0	30.4	+41%	82.7	60.2	+37%
EPS (₹)	10.3	7.3	+41%	19.8	14.5	+37%
AUM	35,842	30,989	+16%	35,842	30,989	+16%

- ROE (Annualized) – 43.0% for H1 FY23
- The Board of Directors have declared an Interim Dividend of ₹5 per Equity Share of Face Value of ₹5 each of the Company (100% of Face Value)

Important Highlights H1 FY23 (Y-o-Y)

Private Wealth (PW) (Holding Company)

- Total Revenue increased by 35% to Rs 262 Crores
- PAT grew by 38% to ₹82 Crores
- Net flows grew by 106% to Rs.2,474 Crores
- AUM increased by 15% to ₹34,893 Crores
- Share of Equity Mutual Funds in AUM increased to 48% (PY 43%)
- Trail Revenue grew by 33%
- Active client families increased by 19% to 7,928
- Number of RMs stood at 271 (PY 234)

Digital Wealth (DW) (Subsidiary Company)

- AUM increased by 23% to ₹949 Crores
- Number of active clients grew by 14% to 4,065

Omni Financial Advisors (“OFA”) (Subsidiary Company)

- Leader in technology product sale to 5,439 MFDs as of 30th September 2022
- Assets under Administration (AuA) of MFDs on this platform is ₹85,932 Crores as on 30th September 2022

Commenting on the Results, Mr. Rakesh Rawal, Chief Executive Officer said:

“Despite all the external challenges, I am happy to share that our Company has reported robust performance in H1 FY23 wherein the revenue grew by 34%, and PAT by 37%. This performance was backed by strong growth in AUM of 16% YoY at Rs.35,842 crores.

Another area where we witnessed strong momentum was the addition in number of client families. We added almost 1,250 client families in last one year. Our total client families as on 30th September 2022 stood at 7,928. On the Relationship Manager (RM) side, we have added 37 RMs on a net basis.

We continue to remain optimistic about the business growth while assisting our clients achieve high quality experience in the journey of wealth solutions.”

Commenting on the same, Mr. Feroze Azeez, Deputy Chief Executive Officer said:

“I am pleased to share that the board of directors has declared an Interim Dividend of ₹5 per Equity Share of ₹5 each of the Company. This is in line with the company’s endeavor to regularly reward its shareholders.

We delivered a strong performance across verticals coupled with an overall improvement in operational efficiencies. In spite of the volatile market scenario we have witnessed strong net flows of ₹2,474 crores in H1 FY23 which is more than double as compared to the net flows of ₹1,202 crores same period last year.

For H1 FY23, our PBT grew by 37% over the same period last year, to ₹110 crores, while our PAT grew by 37% over the same period last year, to ₹83 crores. This growth reflects the effectiveness of developing uncomplicated wealth solutions for our client families as well as the tenacity of our team.

ANANDRATHI

Private Wealth. uncomplicated

Press Release

About Anand Rathi Wealth Limited

Anand Rathi Wealth Limited is amongst India's leading non-bank wealth solutions firms, catering to high and ultra-high net worth individuals. The Company has evolved into providing well defined uncomplicated wealth solution to our clients. Our performance during last few years has helped our clients achieve their wealth objectives. In addition to Private Wealth Vertical (PW), Company has two new age technology led business verticals i.e., Digital Wealth (DW) and Omni Financial Advisors (OFA). DW business is a fin-tech extension of the Company's proposition for the mass affluent segment with wealth solution delivered through a combination of human interface empowered with technology. OFA business is a strategic extension for capturing wealth management landscape to service retail clients through mutual fund distributors by using a technology platform.

For more information, please contact

Company:
Anand Rathi Wealth Limited

Investor Relations (IR) Advisors:
Strategic Growth Advisors Pvt. Ltd.

ANANDRATHI
Private Wealth. uncomplicated

SGA Strategic Growth Advisors

CIN: L17291TN2010PLC077303

CIN: U74140MH2010PTC204285

Mr. Rajesh Bhutara - CFO
rajeshbhutra@rathi.com

Mr. Deven Dhruva
deven.dhruva@sgapl.net
+91 98333 73300

Mr. Vishal Sanghavi – Head IR
vishalsanghavi@rathi.com

Mr. Abhishek Shah
abhishek.shah@sgapl.net
+91 99306 51660

022 6281 7003

Disclaimer: Certain statements in this "Press Release" may not be based on historical information or facts and may be "forward looking statements" within the meaning of applicable securities laws and regulations, including, but not limited to, those relating to general business plans & strategy of the Company, its future outlook & growth prospects, future developments in its businesses, its competitive & regulatory environment and management's current views & assumptions which may not remain constant due to risks and uncertainties. Actual results could differ materially from those expressed or implied. The Company assumes no responsibility to publicly amend, modify or revise any statement, on the basis of any subsequent development, information or events, or otherwise. This "Press Release" does not constitute a prospectus, offering circular or offering memorandum or an offer to acquire any shares and should not be considered as a recommendation that any investor should subscribe for or purchase any of the Company's shares. The financial figures in this "Press Release" have been rounded off to the nearest ₹one Crore. The financial results are consolidated financials unless otherwise specified.